

Save time and postage!

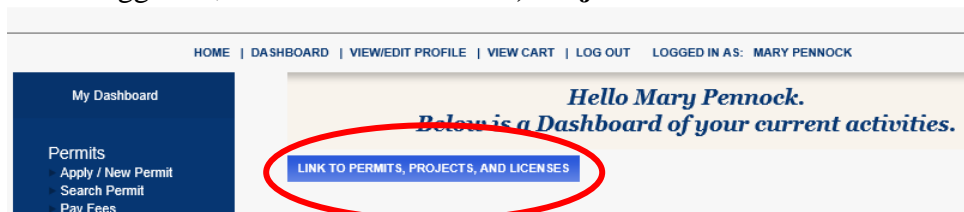
Pay fees online!

Follow these steps:

1. Go to Hanover's Community Development Citizen Portal at:
<https://communitydevelopment.hanovercounty.gov/eTRAKiT/>
2. Log into the Portal through the Public Login. (If this is your first time logging into the Portal, you will need to Setup an Account. See the help document titled "Setting up a Public User Account".



3. Once Logged In, click **Link to Permits, Projects and Licenses**.




4. a. Choose Link to a: **Project**
- b. Enter the **Project Number** found on the invoice and click Link.

Link a Record to my Account

Link to a: Permit
Project
License

Project #:

[LINK](#) [CANCEL](#)

 **TRAKIT**
Hanover County
7516 County Complex Road
Hanover, VA 23069


Invoice

Jane Smith
ABC Development
12 Main Street
Anywhere, VA 11111

Invoice Date: 6/14/2019

Record #	Record Type	Fee Group	Fee Description
REZ2019-00019	REZONING A1	REZONING	A-1, OHP, AR-6 (2 LOTS)

5. The Project will now be visible in **My Active Projects**.

 **My Active Projects** 2 total record(s)

PROJECT NO.	ADDRESS	TYPE	STATUS	FEES DUE	
REZ2019-00014	13485 MOUN...	REZONING COMM IND DISTRICTS	ACTIVE	\$1,100.00	
REZ2019-00019		REZONING A1	ACTIVE	\$500.00	

6. Click the **Fees Due** for the Project.
7. Click **Proceed to Checkout** and follow the prompts to pay the fee.

Shopping Cart for Online Payments

	Item	Type	Site Address	Amount
<input checked="" type="checkbox"/>	PROJECT (REZ2019-00019)	REZONING A1		\$500.00
				Total: \$500.00

[REMOVE SELECTED ITEMS](#) [BACK TO DASHBOARD](#) [VIEW PAID ITEMS](#) [PROCEED TO CHECKOUT](#)