



HANOVER COUNTY Office of the Fire Marshal



Office (804) 365-6195
Fax (804) 537-5488

13326 Hanover Courthouse Road
P.O. Box 470 Hanover, VA 23069

fmo@hanovercounty.gov
Dispatch (804) 365-6140

“Storz” - Fire Department Connection

The connection is a 4-inch “Storz” fitting with locking lugs and is a free-standing style FDC.

- The top of the fitting shall be a minimum of 24 inches and a maximum of 36 inches above finished grade.
- Fitted with an exterior 30-degree elbow adapter turned down towards the ground along with an exterior/interior 90-degree elbow.
- The FDC shall be equipped with a locking Knox FDC Cap.
- Free-standing FDC’s shall be located a minimum of 5 feet behind curb to protect from vehicle traffic.
 - Bollard protection may be required to be installed in a manner so as not to obstruct the clear space in front of the inlet.
- A working space of 36” around the circumference of the FDC and 78” in height.
- Paved areas 10 feet to either side of the FDC, and the area in front of the FDC shall be properly signed and striped in the same manner required for fire lanes.
- FDC’s shall be designated by a sign having raised letters at least 1 inch in height, cast on plate as to what type of system.
- Each FDC shall be labeled with a sign that is 12 inches tall and 18 inches wide, indicating the address in which the FDC supplies.



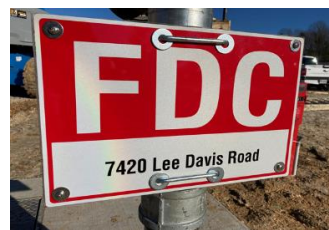
Storz pedestal mount



KNOX Locking FDC Cap



FDC Sign Plate



FDC Address ID (Red sign, white reflective background with black letters)

The Fire Marshal or their duly authorized representative may amend requirements when deemed necessary.

Implementation Date January 26, 2022



HANOVER COUNTY

Office of the Fire Marshal



Office (804) 365-6195
Fax (804) 537-5488

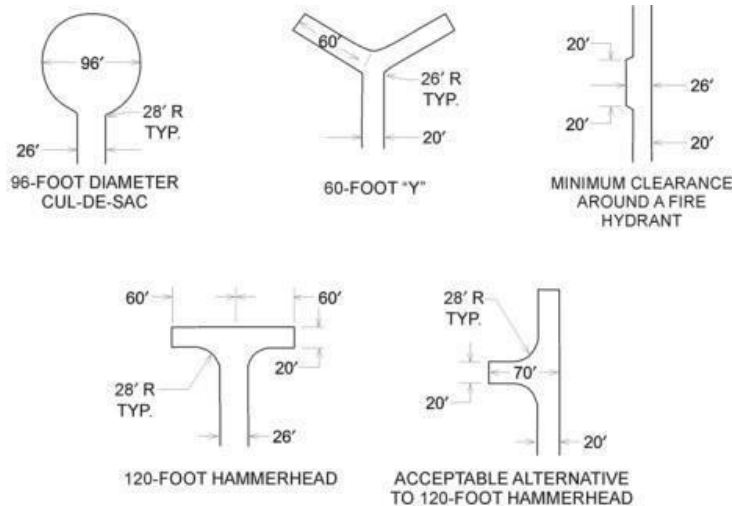
13326 Hanover Courthouse Road
P.O. Box 470 Hanover, VA 23069

fmo@hanovercounty.gov
Dispatch (804) 365-6140

Fire Department Access Roadways (Fire Lanes)

Fire Department Access:

- Roadways:
 - All buildings shall be accessible to Fire Department apparatus by way of access roadways with all-weather driving surface of not less than 20 feet from edge of payment to edge of pavement, exclusive of shoulders.
 - The required width of access road shall not be unobstructed in any manner, including parking of vehicles.
 - The access roadway shall be extended to within 150 feet of all portions of the exterior walls of the first story of any building.
 - Specifications:
 - Capable of supporting 75,000 pounds.
 - Height requirement minimum of 13 feet, 6 inches of vertical clearance.
 - Surfaces other than concrete or asphalt shall be approved by the Fire Marshal or their duly authorized representative.
 - Buildings over 30 feet in height:
 - Access roadways in the immediate vicinity shall be kept a minimum of 26 feet from edge of payment to edge of pavement.
 - Access roadways shall be located within a minimum of 15 feet and a maximum of 30 feet from the building.
 - At a minimum, one access road shall be positioned parallel to one entire side of the building.
 - Additional fire lanes may be required as deemed necessary.
- Access to hydrants, standpipe inlets, sprinkler valves, etc.
 - Required to be marked in accordance with Fire Lane Identification and Marking section of this document.
- Dead-end fire apparatus access roads in excess of 150 feet in length shall be provided with an approved area for turning around fire apparatus.
 - Minimum turning roadway radius shall conform to Appendix D of the SFPC. (excerpt below).



The Fire Marshal or their duly authorized representative may amend requirements when deemed necessary.



HANOVER COUNTY Office of the Fire Marshal



Office (804) 365-6195
Fax (804) 537-5488

13326 Hanover Courthouse Road
P.O. Box 470 Hanover, VA 23069

fmo@hanovercounty.gov
Dispatch (804) 365-6140

Fire Lane Identification and Marking

Identification Requirements:

- Reflective yellow traffic paint in accordance with VA Department of Transportation standards.
 - Upon curbing which outlines the access roadway or,
 - **4 inches wide stripe** along the edge of pavement on both the edge of the pavement and at a point or points a minimum of 20 feet apart.
- **“NO PARKING FIRE LANE”**
 - In addition to boundary painting as listed above.
 - The message **“NO PARKING FIRE LANE”** shall also be painted within the area delineated by the lines or curb.
 - Message shall be spaced a maximum of 100 feet apart with letters **18 inches in height**.
 - Message shall be legible from both directions of travel.
 - All curbing surrounding a fire hydrant shall have the curbing painted with VDOT approved yellow traffic paint.



**FIRE LANE MARKINGS SHALL BE
INSTALLED EVERY 100' AND LEGIBLE
FROM BOTH DIRECTIONS OF TRAVEL**

**LINES SHALL BE AT LEAST 4" WIDE
4" WIDE AND A MINIMUM OF 20'
APART (26' IN HYDRANTED AREA)**



HANOVER COUNTY

Office of the Fire Marshal



Office (804) 365-6195
Fax (804) 537-5488

13326 Hanover Courthouse Road
P.O. Box 470 Hanover, VA 23069

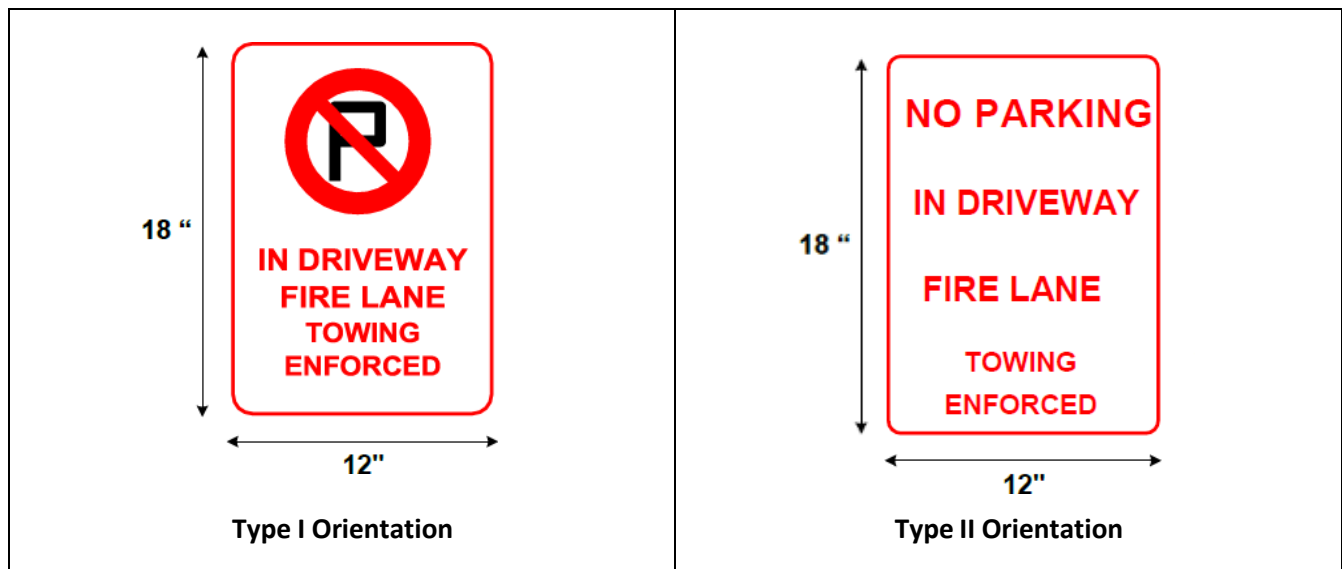
fmo@hanovercounty.gov
Dispatch (804) 365-6140

- **Fire Lane Signage**

- Fire Lane Signage

- When approved:

- Not less than 75 feet and not more than 100 feet apart.
- Mounted on both sides of the post when deemed necessary.
- No less than 7 feet from the top of the curb/grade to bottom of sign.
- Red letters- 2 inches in height, and red border on a reflecting white background
- Contain either Type I or Type II message (below)



Signs shall be fabricated in accordance with the specification contained in the Virginia Manual of Uniform Traffic Control Devices for Streets and Highways, Parking Sign Section.

The Fire Marshal or their duly authorized representative may amend requirements when deemed necessary.